



### Conformal Coating (UV LED-Dual cure)

**New technology LED curing is a revolution indeed unlike conventional UV lamp, LED technology produces no toxicity during exposure, there is no need specific ozone extractor and then no risk for the operator**

**ABchimie is the lone manufacturer offering a conformal coating specially developed for this type of lamp providing speeds nearly comparable to UV lamps process but without the drawbacks.**

### PRODUCT DESCRIPTION

ABchimie 526UV-LED DS140 is a transparent single component designed to protect printed circuit boards subjected to harsh environments. It has dual cure technology (UV-LED / humidity) for crosslinking in the shadows. It has been developed for all applications where a fast process is necessary.

ABchimie 526UV-LED DS140 may be applied by brush, pad printing, spray machine and of course selective coating machine which is the ideal way to apply. The low viscosity of our system permits to limit the thickness around 80 microns.

The conformal coating ABchimie 526UV-LED DS140 is compliance with REACH and RoHS regulations. If you want a certificate, please contact us ([info@abchimie.com](mailto:info@abchimie.com)).

### FEATURES

- Excellent adhesion in harsh weather conditions.
- Fluorescent UV to control of the layer of conformal coating deposit.
- Operating temperature range - 55 ° C to + 150 ° C.
- Can be soldered through without fear of highly toxic gases being produced,
- Resistant to mould growth.
- Excellent dielectric properties.
- Approved IEC EN 61086.
- Approved UL 94V0 (QMJU2-E308681)
- Very fast curing under UV exposure
- Moisture cure for shadowed areas
- 0 VOC.
- Space ground reduced compared with solvent bases.
- High speed process, increase of the productivity.
- Low viscosity for select coat machine (used on head SC200, SC280, SC300 and SC400)

## APPLICATION

ABchimie 526UV LED DS140 can be applied by brush, spray or selective coating machine:

Spraying (two crossed layers) :	60-80 microns
Brushing :	40-60 microns
Selective coating machine :	70-80 microns (380mm/s)

A minimum temperature of 16 ° C and a relative humidity of at least 50% is recommended for the application of ABchimie 526UV LED DS140. The relative humidity of at least 50% is recommended for the second polymerization mechanism.

Before applying the printed circuit board must be clean, dry and free of moisture. Pcb's humidity sensor, it is important to remove it before coating application. A stage in an oven for 4 hours at 80 ° C is usually sufficient.

The varnish ABchimie 526UV-LED DS140 contains a fluorescent tracer which permit to check good varnish deposit, inspection circuits is facilitated. Fluorescence is more important the thickness applied is high.

## PREPARATION OF THE PCB

PCBs must be free of moisture and perfectly clean (no dust, grease, wax... Adhesion of the coatings is depending. All traces of flux are eliminated because they can become corrosive and create malfunction of the circuit.

We recommend using cleaning solvent or detergents SND or CIPEX 40 or 42.

## CONFORMAL COATING PROCESS

### 1) Spraying

- For optimal coverage spray must be crossed layers in order to cover all faces of the components.
- The air used must be dry to avoid premature polymerization of the coating.

### 2) Brushing:

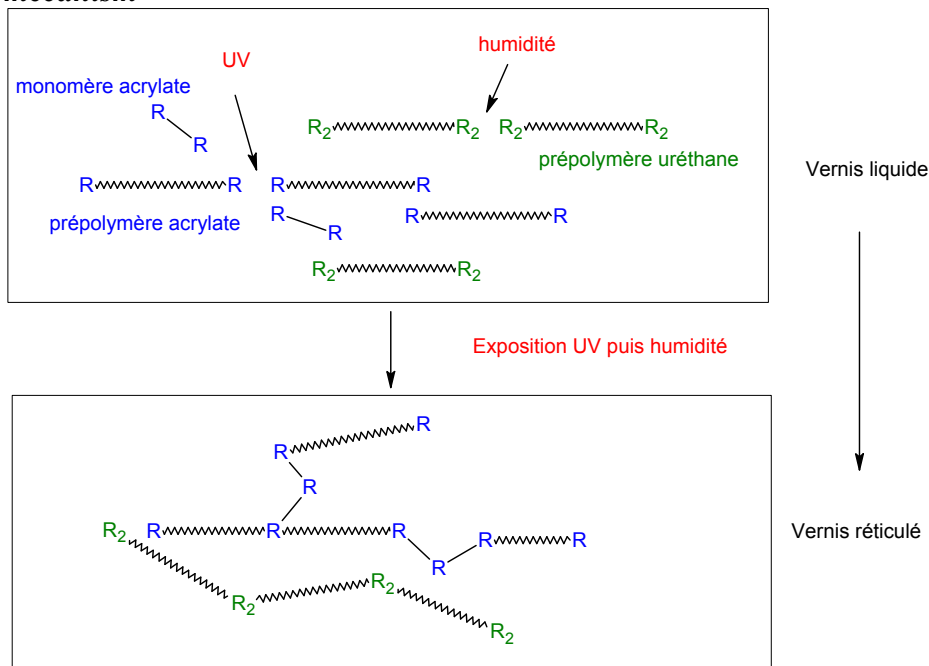
- Apply the varnish with a good quality brush (silk).

## CLEANING

To clean equipment or clean uncured varnish ABchimie 526UV-LED DS140, we recommend to use SND solvent.

## DRYING TIME AND CONDITIONS OF CURE

### Cure mecanism



### LED UV curing:

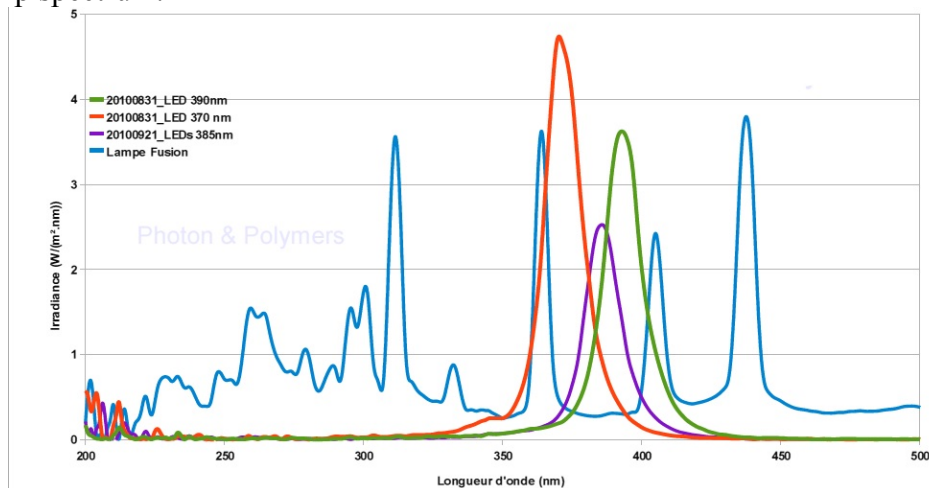
It is important to use the appropriate LED equipment, as well as the recommended settings for the best properties of the varnish ABchimie 526UV LED DS140:

**LED lamp 395 nm**  
**power: 8W/cm<sup>2</sup>**  
**Exposure time: 0,2s**  
**Distance lamp - polish: 0 to 10cm**

Minimum UVA2 dose : **700mJ/cm<sup>2</sup>** (100µm)

A good curing means by a **tack-free surface**, after irradiation.

The spectrum below shows the range of wavelengths emitted by the LED, very different of a mercury lamp spectrum.



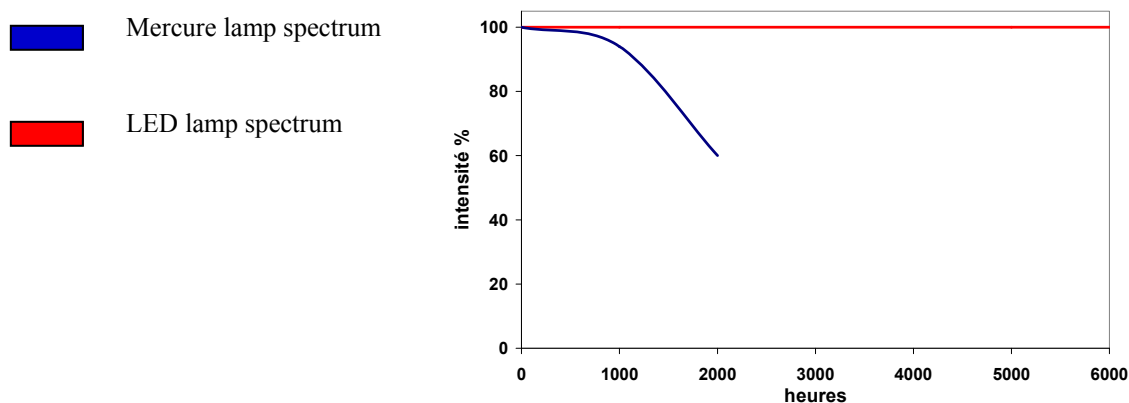
## PRINCIPLE OF DRYERS LED-UV

LED lamp solves temperature problems and permit to earn space compare to UV oven.

They are indeed many advantages:

- No temperature on the substrate
- Reduced power consumption
- Environmentally friendly = no ozone therefore no air extraction system
- Distance from lighting 1 to 3 cm without loss of power
- cooling air or water
- Turning on and off snapshots
- Shelflife 15-25 000H
- Variation of power 0 to 100%
- High power density and variable geometry.

UV-LED lamps help maintain a high intensity longer than mercury arc lamps.



## PROPERTIES

### ***ABchimie 526UV LED DS140 liquid***

Base	Urethane / Acrylate
Appearance	Transparent yellow
Non-volatile residue	100%
Viscosity at 25 ° C	140 - 300 cSt
Flash point	> 100 ° C
Film Thickness	30 to 150 microns
Pot life	12 months

### ***ABchimie 526UV LED DS140 cured***

Appearance	Transparent
Adhesion ISO 2409	Class 0 (excellent)
Volume resistivity	$10^{14}$ Ohm / cm
Insulation resistance ( $\Omega$ )	$10^{12}$ (EN 61086)
Dielectric strength	60kV/mm
VRT	- 55°C+125°C, 10°C / min, landing 25 minutes, 20 cycles
VRT	- 25°C+25°C, 5°C / min, 15 min level, 100 cycles

TDS ABchimie 526UV-LED DS140

4 / 5

Thermal Shock	- 40°C +90°C, 30mn/30mn, 1000 cycles
Voltage	> 1750V DC (NF EN 61086)
Temperature range from	- 55 ° C to + 150 ° C
Flammability	Self-extinguishing according to UL94 VO
Salt Fog	35 ° C, 5% salt, 2ml / h (NF EN 61086)
Varnish removal method	Mechanical (micro-abrasion)

## **PACKAGING:**

### ***Varnish ABchimie 526UV LED DS140***

1 liter	ABchimie 526UV LED DS140 01 L
5 liters	ABchimie 526UV LED DS140 05 L

## **STORAGE:**

ABchimie 526UV LED DS140 must be stored in an opaque container, sealed away from excessive heat, at temperatures not exceeding 40 ° C. The varnish ABchimie 526UV LED DS140 cures under UV action, it musn't be exposed to any light source.

This varnish also crosslinking with moisture, make sure there is no moisture in the deposition process and in cans open. After opening a bottle, it is recommended to purge these cans started with a dry inert gas (nitrogen) to prevent polymerization of the coating during storage.

In all cases, refer to the safety data sheet to ensure good storage conditions.

*All information is given in good faith but without warranty. Properties are given as a guide only and should not be taken as a specification. ABchimie cannot be held responsible for the performance of its products within any application determined by the customer, who must satisfy themselves as to the suitability of the product.*

*Toutes ces informations sont données en toute bonne foi mais sans garantie. Chaque application étant différente, il est vivement conseillé d'effectuer des tests préalables. Les spécifications concernant les propriétés sont données à titre indicatif et non comme étant spécifiques.*