



TECHNICAL DATA SHEET

ABCHIMIE 526UV DS140

Dec. 2014

Conformal Coating (UV -Dual cure)

PRODUCT DESCRIPTION

ABchimie 526UV DS140 is a transparent single component designed to protect printed circuit boards subjected to harsh environments. It has dual cure technology (UV / humidity) for crosslinking in the shadows. It has been developed for all applications where a fast process is necessary.

ABchimie 526UV DS140 may be applied by brush, pad printing, spray machine and of course selective coating machine which is the ideal way to apply. The low viscosity of our system permits to limit the thickness around 80 microns.

The conformal coating ABchimie 526UV DS140 is compliance with REACH and RoHS regulations. If you want a certificate, please contact us (info@abchimie.com).

FEATURES

- Excellent adhesion in harsh weather conditions.
- Fluorescent UV to control of the layer of conformal coating deposit.
- Operating temperature range - 55 ° C to + 150 ° C.
- Can be soldered through without fear of highly toxic gases being produced,
- Resistant to mould growth.
- Excellent dielectric properties.
- Approved IEC EN 61086.
- Approved UL 94V0 (QMJU2-E308681)
- Very fast curing under UV exposure
- Moisture cure for shadowed areas
- 0 VOC
- Space ground reduced compared with solvent bases.
- High speed process, increase of the productivity.
- Exists in low viscosity DS140 for select coat machine (used on head SC200, SC280, SC300 and SC400)
- No silicone

APPLICATION

ABchimie 526UV DS140 can be applied by brush, spray or selective coating machine:

Spraying (two crossed layers)	60-80 microns
Brushing	40-60 microns
Selective coating machine	70-80 microns (380mm/s)

A minimum temperature of 16 ° C and a relative humidity of at least 50% is recommended for the application of ABchimie 526UV. The relative humidity of at least 50% is recommended for the second polymerization mechanism.

Before applying the printed circuit board must be clean, dry and free of moisture. Pcb's are humidity sensor, it is important to remove it before coating application. A stage in an oven for 4 hours at 80 ° C is usually sufficient.

The varnish ABchimie 526UV contains a fluorescent tracer which permit to check good varnish deposit, inspection circuits is facilitated. Fluorescence is more important the thickness applied is high.

PREPARATION OF THE PCB

PCBs must be free of moisture and perfectly clean (no dust, grease, wax... Adhesion of the coatings is depending. All traces of flux are eliminated because they can become corrosive and create malfunction of the circuit.

We recommend using cleaning solvent or detergents SND or CIPEX 40 or 42.

CONFORMAL COATING PROCESS

1) Spraying

- For optimal coverage spray must be crossed layers in order to cover all faces of the components.
- The air used must be dry to avoid premature polymerization of the coating.

2) Brushing:

- Apply the varnish with a good quality brush (silk).

CLEANING

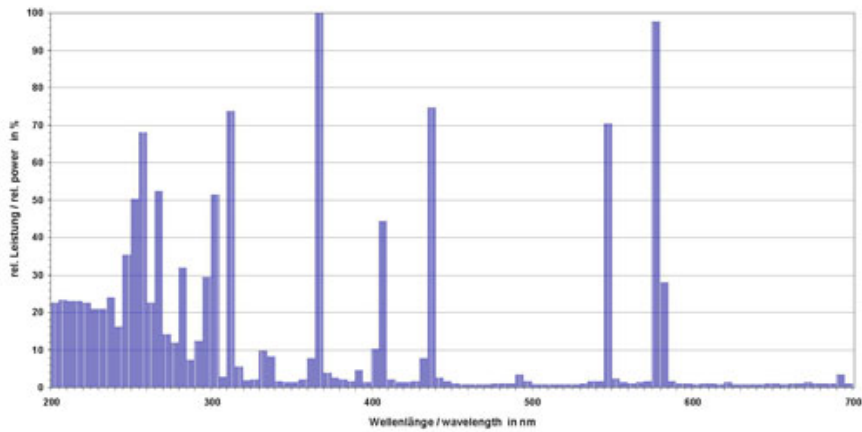
To clean equipment or clean uncured varnish ABchimie 526UV, we recommend to use SND solvent.

DRYING TIMES AND CURING CONDITIONS

ABchimie 526UV DS140 conformal coating polymerises with UV technology and moisture for the second cure mechanism.

UV Curing:

It is important to use the appropriate UV equipment, as well as the parameters recommended to obtain the optimal properties of the ABchimie 526UV conformal coating. The advised equipment is a **mercury lamp**.



Emission spectrum of mercury lamp (UV between 200 and 400nm)

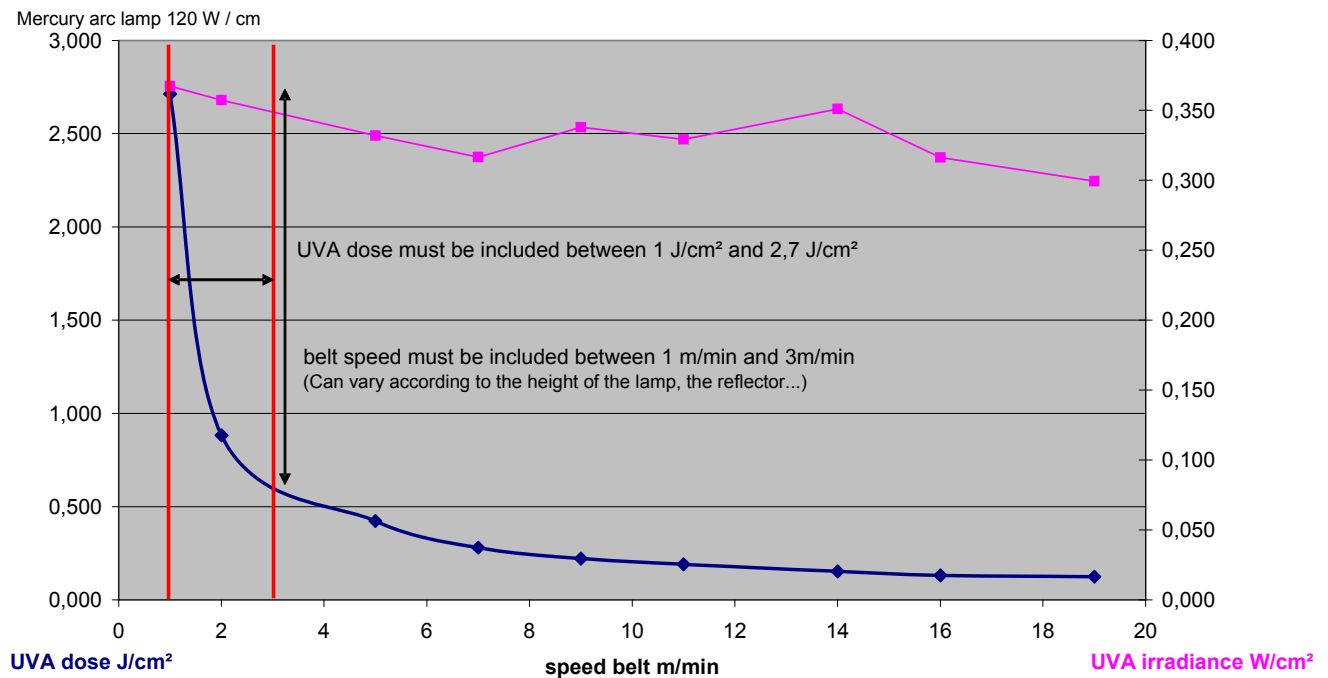
Minimum UVA dose : **1500mJ/cm²** (100µm)

A good curing means by a **tack-free surface**, after irradiation.

The following graph gives the optimal conditions to polymerize the ABchimie 526UV conformal coating and obtain the best performances:

For a 1m/min speed conveyor: received UVA dose : 2.7 J/cm²

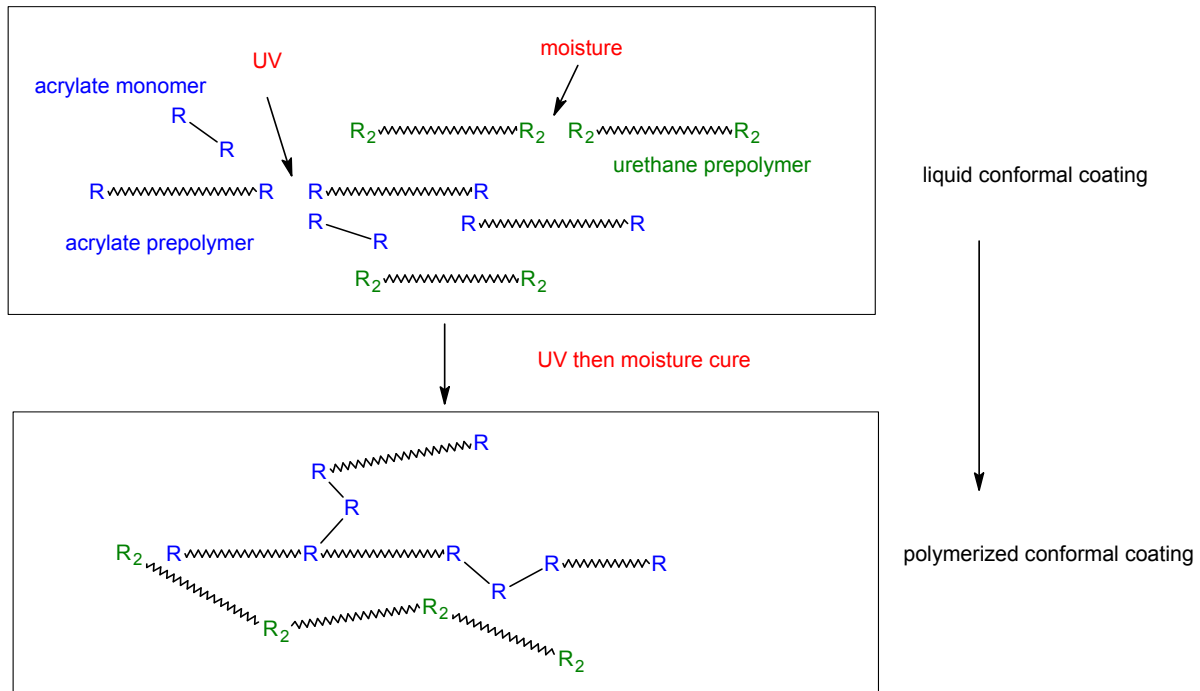
For a 2.5m/min speed conveyor: received UVA dose : 1.0 J/cm²



Moisture cure:

Ambient temperature
50% minimum relative moisture

Curing mechanism :



PROPERTIES

ABchimie 526UV DS140 liquid

Base	Urethane / Acrylate
Appearance	Transparent yellow
non-volatile residue	100%
Viscosity at 25 ° C	140 - 300 cSt
Flash point	> 100 ° C
Film Thickness	30 to 150 microns
Pot life	12 months

ABchimie 526UV cured

Appearance	Transparent
Adhesion ISO 2409	Class 0 (excellent)
Volume resistivity	1 x 10 ¹⁴ Ohm / cm
Insulation resistance (Ω)	10 ¹² (EN 61086)
Dielectric strength	60kV/mm
VRT	- 55°C+125°C, 10°C / min, landing 25 minutes, 20 cycles
VRT	- 25°C+25°C, 5°C / min, 15 min level, 100 cycles
Thermal Shock	- 40°C +90°C, 30mn/30mn, 1000 cycles
Voltage	> 1750V DC (NF EN 61086)
Temperature range from	- 55 ° C to + 150 ° C
Flammability	Self-extinguishing according to UL94 VO

Salt Fog 35 ° C, 5% salt, 2ml / h (NF EN 61086)
Varnish removal method Mechanical (micro-abrasion)

PACKAGING:

Varnish ABchimie 526UV DS140

1 liter ABchimie 526UV DS140 01 L
5 liters ABchimie 526UV DS140 05 L

STORAGE:

ABchimie 526UV DS140 must be stored in an opaque container, sealed away from excessive heat, at temperatures not exceeding 40 ° C. The varnish ABchimie 526UV DS140 cures under UV action, it musn't be exposed to any light source.

This varnish also crosslinking with moisture, make sure there is no moisture in the deposition process and in cans open. After opening a bottle, it is recommended to purge these cans started with a dry inert gas (nitrogen) to prevent polymerization of the coating during storage.

In all cases, refer to the safety data sheet to ensure good storage conditions.

All information is given in good faith but without warranty. Properties are given as a guide only and should not be taken as a specification. ABchimie cannot be held responsible for the performance of its products within any application determined by the customer, who must satisfy themselves as to the suitability of the product.

Toutes ces informations sont données en toute bonne foi mais sans garantie. Chaque application étant différente, il est vivement conseillé d'effectuer des tests préalables. Les spécifications concernant les propriétés sont données à titre indicatif et non comme étant spécifiques.